

USER MANUAL

**Motorized Core Holder
Label Rewinder**

THIS PRODUCT IS CERTIFIED:




The Label Rewinder is used to rewind labels from a 3" (76mm) core holder. The rewinder can handle labels up to 8.6" (220mm) wide and rewind rolls with external diameter up to 10" (250mm). A switching power supply, input of 1,8A 100-240Vac, 50-60Hz output of 24V $\overline{\text{---}}$ 2.5A, allows an electronic circuit to adjust the speed of rotation through the tension arm. An 2A fuse is used as protection.

INSTALLATION




STEP 1

Install the outer disc.




STEP 2

Load the cardboard core onto the core holder.




STEP 3

Insert outer disc.



STEP 4

Screw the knob in order to tighten the roll.



STEP 5

Lay the core holder onto the core holder supports.

IMPORTANT:

The core holder must be positioned with the black matching handle and gray matching handle.



WARNINGS

- The main plug of power supply cord set of AC/DC power supply is considered as disconnecting device of equipment.
- Do not operate the MCH while wearing loose fitting clothing or neck ties. Serious injury may result. If clothing or fingers are caught in the rollers, immediately disconnect the D.C. connector.
- Keep your hands away from the MCH at all times while the unit is running.
- To prevent fire or shock hazard, do not expose the unit to rain or moisture. Operate the unit with only proper electrical specifications as labeled on the unit and the AC adapter.

WARNING
HAZARDOUS MOVING PARTS
KEEP FINGERS AND OTHER BODY PARTS AWAY

FCC Compliance Statement: This device complies with part 15 of the FCC rules. Operation is subject to the following two conditions: (1) this device may not cause harmful interference, and (2) this device must accept any interference received, including interference that may cause undesired operation.

For Users in the United States: This product is intended to be supplied by AC/DC Power Supply delivered with the machine as for the UL regulation tested and certificated together. This equipment has been tested and found to comply with the limits for a Class A digital device, pursuant to Part 15 of the FCC Rules. In a domestic environment this product may cause radio Interference In which case the user may be required to take adequate measures. This equipment generates, uses, and can radiate radio frequency energy and, if not installed and used in accordance with the instructions, may cause harmful interference to radio communications. However, there is no guarantee that interference will not occur in a particular installation, If this equipment does cause harmful interference to radio or television reception, which can be determined by turning the equipment off and on, the user is encouraged to try to correct the interference by one or more of the following measures:

- *Re-orient or relocate the receiving antenna.*
- *Increase the separation between the equipment and receiver.*
- *Connect the equipment into an outlet on a circuit different from that to which the receiver is connected.*
- *Consult the dealer or an experienced radio/TV technician for help.*

Use of shielded cables is required to comply with the Class A limits of Part 15 of the FCC Rules. You are cautioned that any changes or modifications not expressly approved in this manual could void your authority to operate and/or obtain warranty service for this equipment.